

How to Submit Application to Lassonde Co-op Program

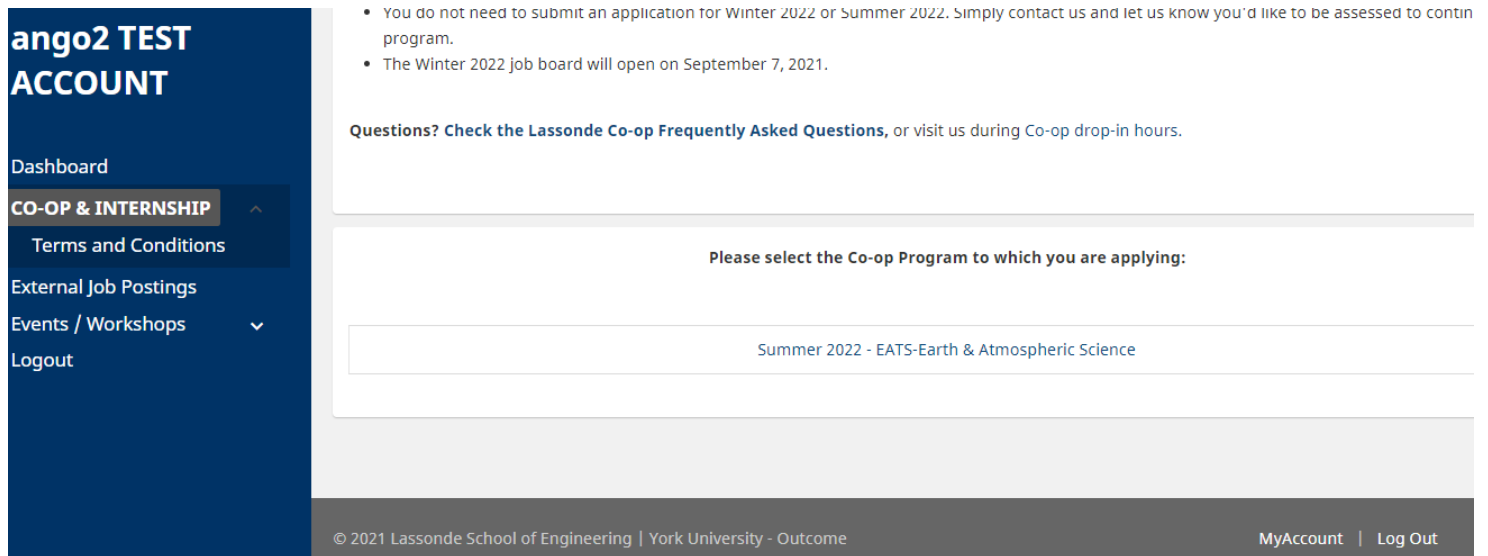
Please note, the application process is only open during specific times throughout the year. Visit our [website](#) for specific registration timelines for Fall, Winter and Summer.

Step 1: Log in to the Co-op Portal

Step 2: On the menu, located on the left hand side of the page, select Co-op & Internship

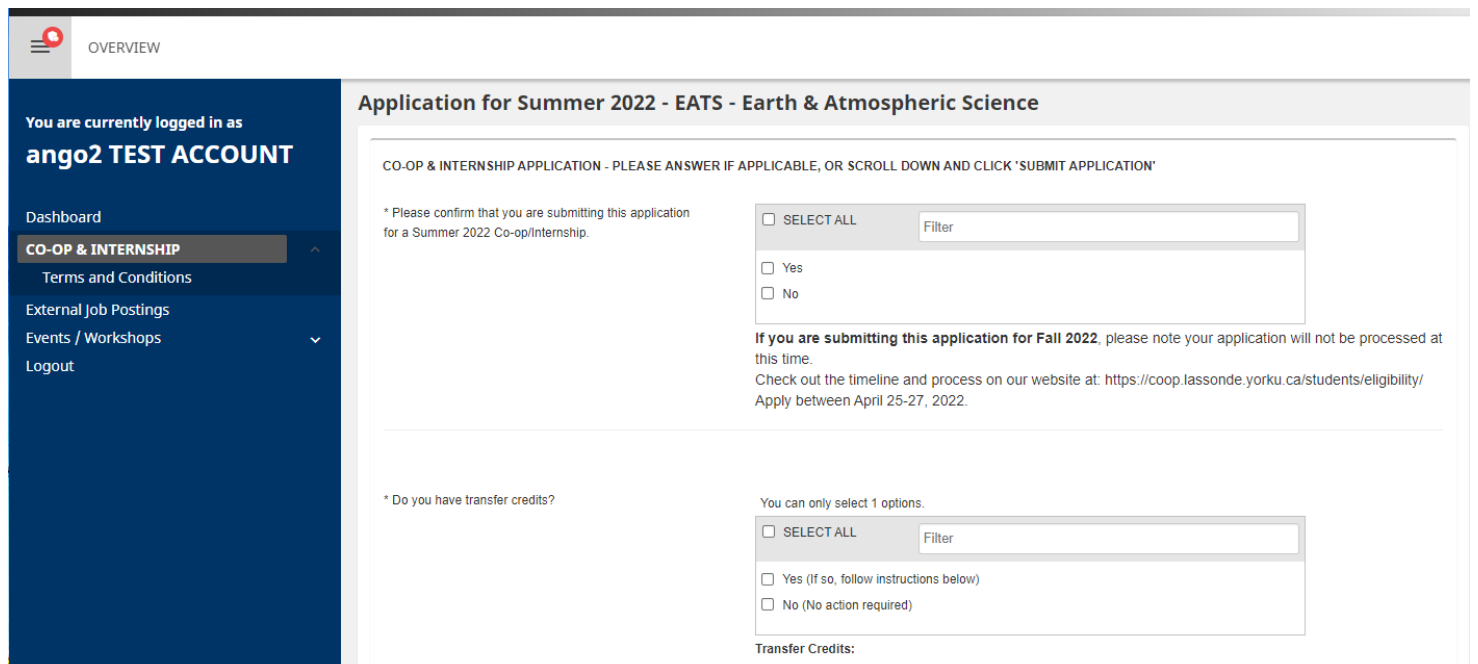
Step 3: Select the Co-op Program to which you are applying to (e.g. Summer 2022 Mechanical Engineering)

Image below is a screen grab of what you will see on your screen.



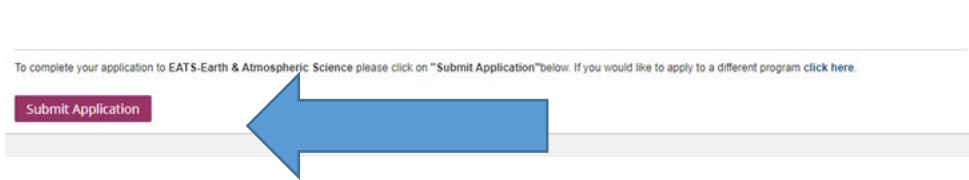
Step 4: You will be required to answer a list of questions. Answer all the required questions on the application form.

Image below is a screen grab of some of the questions you will see on your screen. Note that dates in these pictures may not reflect your current application period. This is for your reference only.



Step 5: After completion of all required questions, click **SUBMIT APPLICATION**

Image below is a screen grab of what you will see at the bottom of your screen once you have completed all the questions.



After submitting your application, you will be redirected to your dashboard with a message indicating your application has been submitted.

Image below is a screen grab of what you will see on your screen.

